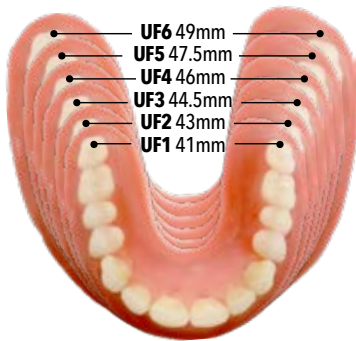


## INTRODUCING:

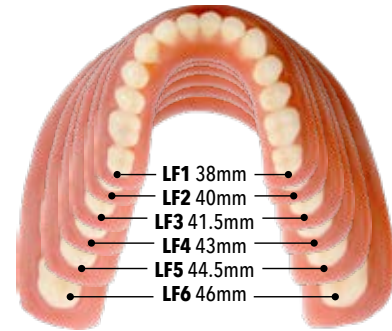
### X-GRIP™ Pre-Waxed Full Arches

- Create the perfect denture with zero effort
- Ideal occlusion, contour, and smile
- Easily adjustable with hot pots, cut for partials

#### UPPER ARCH SIZES



#### LOWER ARCH SIZES



#### MOULD UPPER + POSTERIOR LENGTH

UPPER FULL ARCH	MOULD	UPPER + POSTERIOR	LENGTH
	UF1	= TS1 + N2 (28)	41mm
	UF2	= TS2 + N3 (30)	43mm
	UF3	= TS3 + N3 / N4 (32)	44.5mm
	UF4	= TS4 + N5 (34)	46mm
	UF5	= TS5 + N5.5 (35)	47.5mm
	UF6	= TS6 + N6 (36)	49mm

#### MOULD LOWER + POSTERIOR LENGTH

LOWER FULL ARCH	MOULD	LOWER + POSTERIOR	LENGTH
	LF1	= L1 + N2 (28)	38mm
	LF2	= L2 + N3 (30)	40mm
	LF3	= L3 + N3 / N4 (32)	41.5mm
	LF4	= L4 + N5 (34)	43mm
	LF5	= L5 + N5.5 (35)	44.5mm
	LF6	= L5 + N6 (36)	46mm

6 sizes are available for upper and lower



## Pre-diatoric / Aesthetic / Strong / Economical

- Premium grade teeth
- Pre-drilled diatoric holes on anteriors
- Both conventional and flexible dentures
- Easy mould selection
- Wide variety



	SIZE	UPPER	LOWER	POSTERIOR
<b>TAPERED SQUARE</b>	S	TS1	L1	N2 (28)
	S	TS2	L2	N3 (30)
	M	TS3	L3	N3 / N4 (32)
	M	TS4	L4	N5 (34)
	L	TS5	L5	N5.5 (35)
	L	TS6	L5	N6 (36)
<b>TAPERED</b>	M	TT1	L5	N5 / N5.5 (34 / 35)
	L	TT2	L6	N6 (36)
	XL	TT3	L7	N6 (36)
	XL	TT4	L7 / L8	N6 (36)
<b>SQUARE</b>	L	S1	L5	N5.5 (35)
	L	S2	L6	N6 (36)
	XL	S3	L7	N6 (36)
	XL	S4	L8	N6 (36)
<b>ROUND</b>	L	R1	L4	N5 (34)
	L	R2	L5	N5.5 (35)
	L	R3	L6	N6 (36)
	XL	R4	L7	N6 (36)
<b>OVAL</b>	L	O1	L4	N5 (34)
	L	O2	L5	N5.5 (35)
	L	O3	L6	N6 (36)
	XL	O4	L7	N6 (36)

All Vita™ shades are available.



Pre-diatoric  
Aesthetic  
Strong  
Economic









**NEW**

Premium grade teeth  
Pre-diatoric retention hole



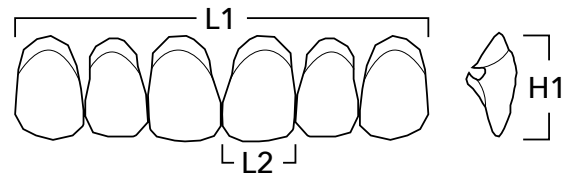
Actual Tooth Size Shown

**TAPERED SQUARE • UPPER ANTERIOR**

SMALL	<b>TS1</b>		L1 42.3 L2 7.7 H1 9.8
	<b>TS2</b>		L1 43.0 L2 7.9 H1 10.0
MEDIUM	<b>TS3</b>		L1 43.6 L2 8.0 H1 10.2
	<b>TS4</b>		L1 45.0 L2 8.2 H1 10.4
LARGE	<b>TS5</b>		L1 45.8 L2 8.3 H1 10.7
	<b>TS6</b>		L1 46.9 L2 8.7 H1 11.0

**SQUARE • UPPER ANTERIOR**

LARGE	<b>S1</b>		L1 47.0 L2 8.8 H1 11.3
	<b>S2</b>		L1 48.3 L2 9.0 H1 11.6
X-LARGE	<b>S3</b>		L1 49.9 L2 9.3 H1 11.9
	<b>S4</b>		L1 51.4 L2 9.5 H1 12.4



**TAPERED • UPPER ANTERIOR**

LARGE	<b>TT1</b>		L1 45.0 L2 8.3 H1 10.0
	<b>TT2</b>		L1 47.1 L2 8.6 H1 10.5
X-LARGE	<b>TT3</b>		L1 49.5 L2 9.0 H1 11.0
	<b>TT4</b>		L1 51.8 L2 9.4 H1 11.5

**OVAL • UPPER ANTERIOR**

LARGE	<b>O1</b>		L1 45.0 L2 8.4 H1 10.3
	<b>O2</b>		L1 46.0 L2 8.5 H1 10.5
X-LARGE	<b>O3</b>		L1 47.1 L2 8.6 H1 10.8
	<b>O4</b>		L1 48.5 L2 8.9 H1 11.0

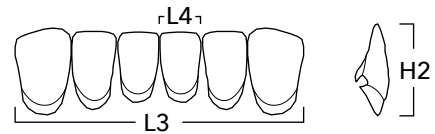
Actual Tooth Size Shown

● ROUND • UPPER ANTERIOR

● LOWER ANTERIOR

LARGE	<b>R1</b>		L1 44.5 L2 8.1 H1 10.2
	<b>R2</b>		L1 45.8 L2 8.4 H1 10.5
	<b>R3</b>		L1 47.3 L2 8.6 H1 10.8
	<b>R4</b>		L1 49.0 L2 9.0 H1 11.0
X-LARGE			

SMALL	<b>L1</b>		L3 32.2 L4 4.7 H2 7.9
	<b>L2</b>		L3 32.7 L4 4.8 H2 8.2
MEDIUM	<b>L3</b>		L3 34.5 L4 5.0 H2 8.4
	<b>L4</b>		L3 35.2 L4 5.1 H2 8.7
LARGE	<b>L5</b>		L3 36.0 L4 5.3 H2 8.9
	<b>L6</b>		L3 37.6 L4 5.5 H2 9.3
X-LARGE	<b>L7</b>		L3 39.8 L4 5.9 H2 9.8
	<b>L8</b>		L3 41.6 L4 6.2 H2 10.5



Actual Tooth Size Shown

• MOLAR • UPPER & LOWER

Category	Age	Model	Upper	Lower	L5	L6	L7	L8
SMALL	28	N2			26.6	7.0	29.1	6.9
	30	N3			28.2	7.8	30.2	7.6
MEDIUM	32	N4			29.2	8.1	31.7	7.8
	34	N5			30.8	8.6	33.4	8.1
LARGE	35	N5.5			32.0	8.8	34.6	8.5
	36	N6			32.4	9.0	35.3	8.6

